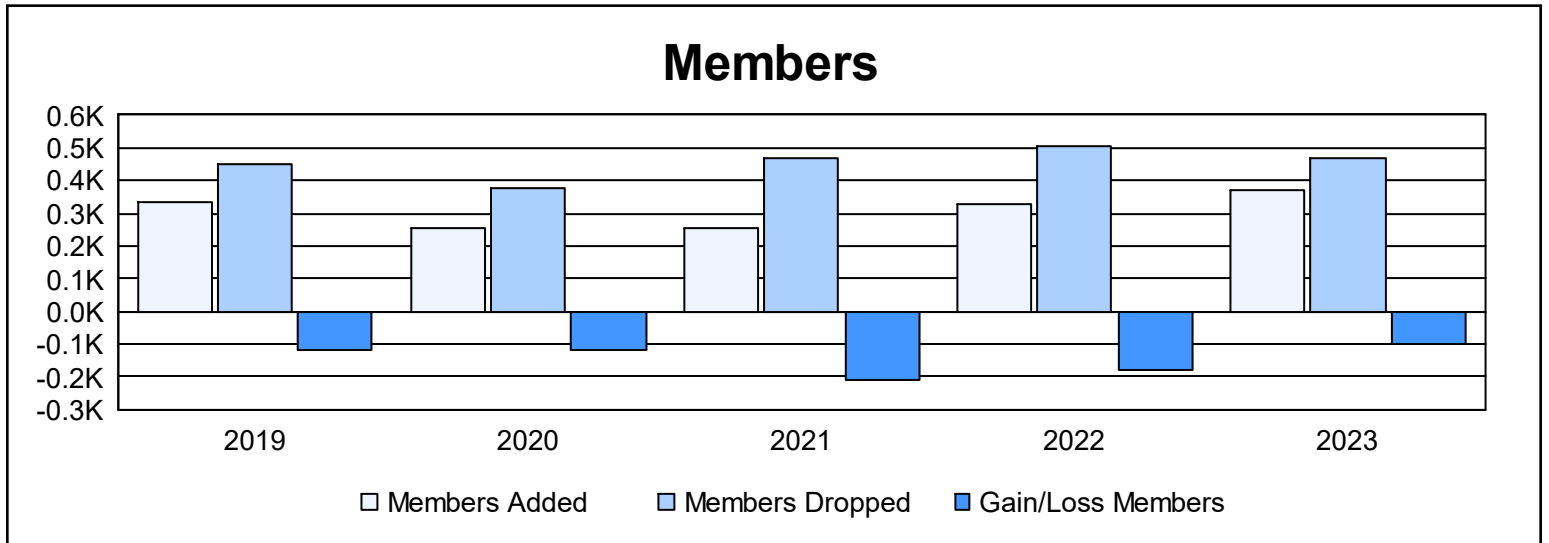
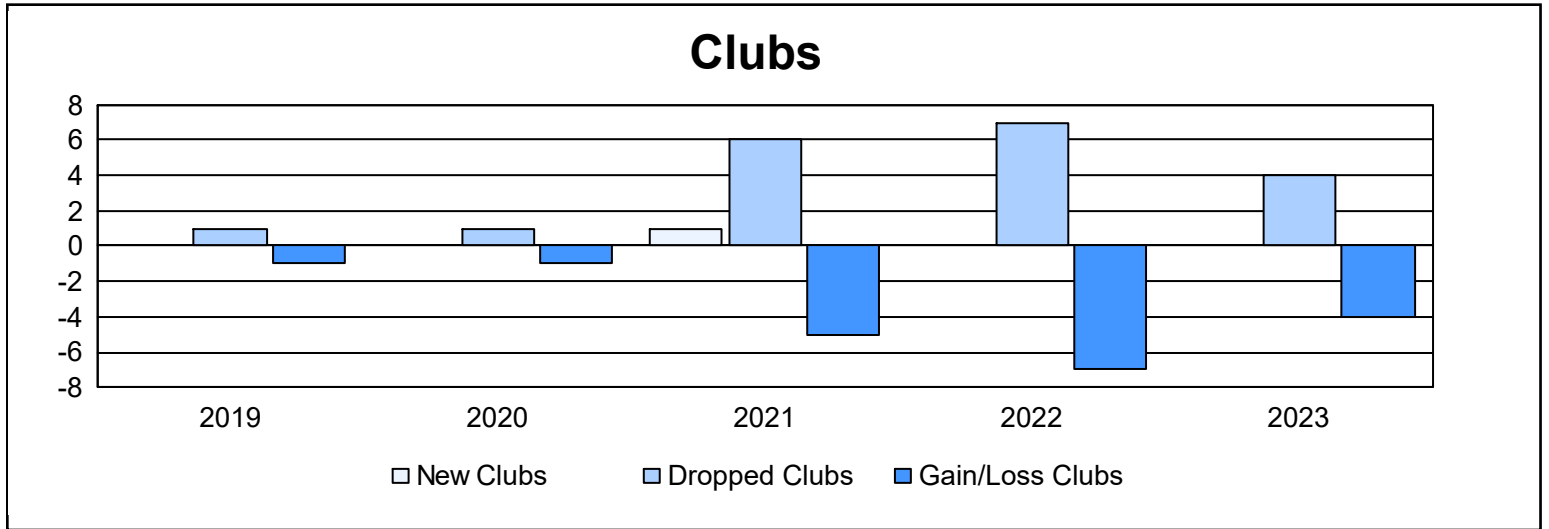


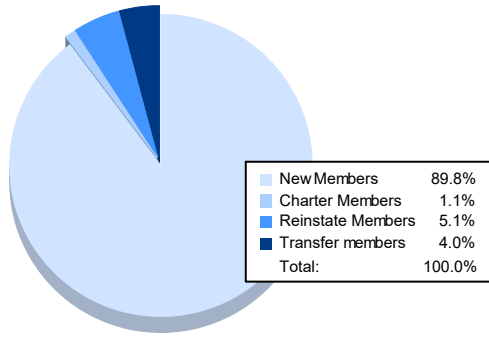
**Multiple District C**

As of June 2023 Cumulative

Year	New Clubs	Dropped Clubs	Gain/ Loss Clubs	New Members	Charter Members	Reinstate Members	Transfer Members	Total Member Added	Total Members Dropped	Gain/ Loss Members
2018-2019	0	1	-1	287	6	21	20	334	451	-117
2019-2020	0	1	-1	222	1	15	18	256	375	-119
2020-2021	1	6	-5	175	34	16	32	257	466	-209
2021-2022	0	7	-7	280	2	26	19	327	506	-179
2022-2023	0	4	-4	334	4	19	15	372	470	-98
<b>Average</b>	<b>0</b>	<b>4</b>	<b>-4</b>	<b>260</b>	<b>9</b>	<b>19</b>	<b>21</b>	<b>309</b>	<b>454</b>	<b>-144</b>



### Membership Composition June 2023 Cumulative



### Gender Composition June 2023 Cumulative

